

Name: _____

Date: _____

Title: _____

Characters (name/description)

Plot Summary

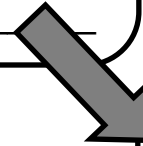


Setting (time and place)

Climax

Rising Action

Conflict Description

Resolution



Name: _____ Section: _____ Date: _____

As you organize your story, write each main event in **SEQUENTIAL ORDER**. Place one event in each box. Remember that your story needs a beginning, middle, and end as well as a conflict, rising action, climax, and resolution. You do not need to fill in all of the boxes below.

The diagram consists of two vertical columns of six rectangular boxes each. Each box in both columns has a downward-pointing arrow centered below it, indicating a sequential flow from top to bottom. A central vertical arrow points upwards, starting from the bottom of the left column and ending at the top of the right column. At the top of the right column, a curved arrow points from the top of the right column back to the top of the left column, completing a cycle. This structure is designed to help students organize their story events in sequential order, from beginning to end, while also considering the overall arc of the narrative.